



LOCTITE® 534™

January 2005

PRODUCT DESCRIPTION

LOCTITE® 534™ provides the following product characteristics:

Technology	Acrylic
Chemical Type	Methacrylate ester
Appearance (uncured)	Purple, wax consistency ^{LMS}
Appearance (form)	Stick
Fluorescence	Positive under UV light ^{LMS}
Components	One component - requires no mixing
Cure	Anaerobic
Secondary Cure	Activator
Application	Tacking, Dressing
Strength	Low

LOCTITE® 534™ is designed for use as a tacking/dressing agent to be used in conjunction with cork and cut gaskets. This material allows a precut gasket to be positioned on a gasket surface and holds it in place while mating gasket surfaces are aligned and positioned. It holds aggressively yet still allows for repositioning of the cut gasket. It is supplied as a wax-like semi-solid, conveniently packaged in a self-feeding stick applicator. It is particularly well suited for applications where a liquid product may be too fluid to hold aggressively or be too difficult to apply. It stores easily and allows for direct contact to metal surfaces during application to ensure even coverage.

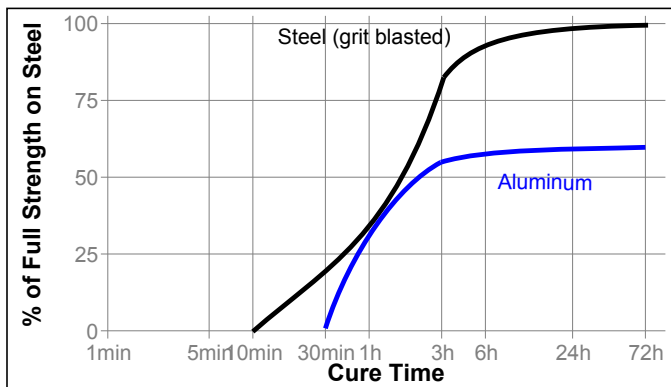
TYPICAL PROPERTIES OF UNCURED MATERIAL

Flash Point - See MSDS
 Unworked Penetration, ISO 2137, 1/10 mm 80 to 140^{LMS}

TYPICAL CURING PERFORMANCE

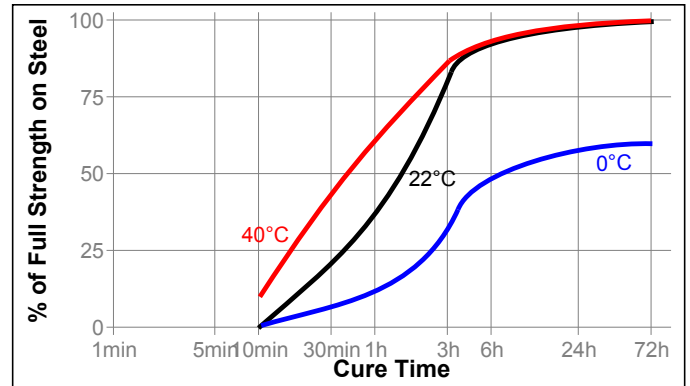
Cure Speed vs. Substrate

The graph below shows the shear strength developed with time on grit blasted steel lap shears compared to different materials and tested according to ISO 4587.



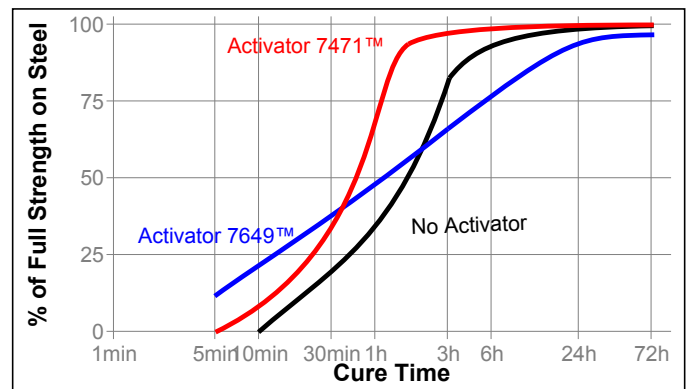
Cure Speed vs. Temperature

The rate of cure will depend on the ambient temperature. The graph below shows the shear strength developed with time at different temperatures on grit blasted steel lap shears and tested according to ISO 4587.



Cure Speed vs. Activator

Where cure speed is unacceptably long, or large gaps are present, applying activator to the surface will improve cure speed. The graph below shows shear strength developed with time using Activator 7471™ and 7649™ on grit blasted steel lap shears and tested according to ISO 4587.



TYPICAL PERFORMANCE OF CURED MATERIAL

Adhesive Properties

Cured for 24 hours @ 22 °C
 Lap Shear Strength, ISO 4587:
 Steel (grit blasted)

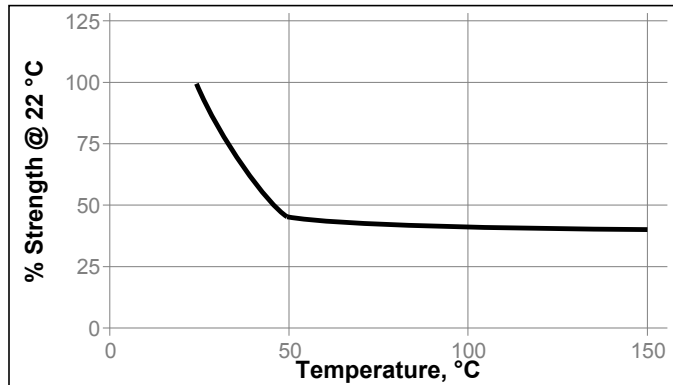
N/mm² ≥4
 (psi) (≥580)

TYPICAL ENVIRONMENTAL RESISTANCE

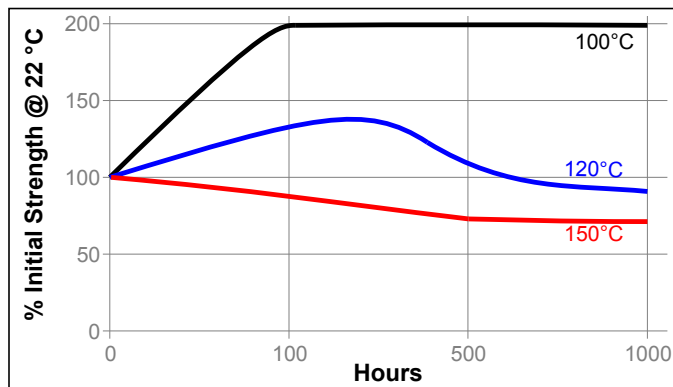
Cured for 1 week @ 22 °C
Lap Shear Strength, ISO 4587:
Steel (grit blasted)

Hot Strength

Tested at temperature

**Heat Aging**

Aged at temperature indicated and tested @ 22 °C

**Chemical/Solvent Resistance**

Aged under conditions indicated and tested @ 22 °C.

Environment	°C	% of initial strength		
		100 h	500 h	1000 h
Motor oil	125	125	75	75
Unleaded gasoline	22	35	20	20
Brake fluid	22	100	95	75
Water/glycol 50/50	87	100	85	85
Ethanol	22	60	30	30
Acetone	22	20	15	15

GENERAL INFORMATION

This product is not recommended for use in pure oxygen and/or oxygen rich systems and should not be selected as a sealant for chlorine or other strong oxidizing materials.

For safe handling information on this product, consult the Material Safety Data Sheet (MSDS).

Where aqueous washing systems are used to clean the surfaces before bonding, it is important to check for compatibility of the washing solution with the adhesive. In some cases these aqueous washes can affect the cure and performance of the adhesive.

This product is not normally recommended for use on plastics (particularly thermoplastic materials where stress cracking of the plastic could result). Users are recommended to confirm compatibility of the product with such substrates.

Directions for use**For Assembly**

1. For best results, clean all bond surfaces with a Loctite® cleaner degreaser and allow to dry.
2. The product is designed for use in conjunction with precut gaskets as a gasket tacking/dressing agent.
3. If present, remove any visible contaminants on the top of the stick prior to application.
4. Advance only enough stick product to use at the time of application. Typically 3mm.
5. Apply manually by wiping the advanced stick directly on the surface of the flange.
6. Position the gasket on the tacky surface of the applied material to hold it in position.
7. Flanges should be mated and tightened as soon as possible after assembly to avoid shimming.

Loctite Material Specification^{LMS}

LMS dated November 5, 2004. Test reports for each batch are available for the indicated properties. LMS test reports include selected QC test parameters considered appropriate to specifications for customer use. Additionally, comprehensive controls are in place to assure product quality and consistency. Special customer specification requirements may be coordinated through Henkel Quality.

Storage

Store product in the unopened container in a dry location. Storage information may be indicated on the product container labeling.

Optimal Storage: 8 °C to 21 °C. Storage below 8 °C or greater than 28 °C can adversely affect product properties.

Material removed from containers may be contaminated during use. Do not return product to the original container. Henkel Corporation cannot assume responsibility for product which has been contaminated or stored under conditions other than those previously indicated. If additional information is required, please contact your local Technical Service Center or Customer Service Representative.

Conversions

(°C x 1.8) + 32 = °F
kV/mm x 25.4 = V/mil
mm / 25.4 = inches
N x 0.225 = lb
N/mm x 5.71 = lb/in
N/mm² x 145 = psi
MPa x 145 = psi
N·m x 8.851 = lb·in
N·m x 0.738 = lb·ft
N·mm x 0.142 = oz·in
mPa·s = cP

Note

The data contained herein are furnished for information only and are believed to be reliable. We cannot assume responsibility for the results obtained by others over whose methods we have no control. It is the user's responsibility to determine suitability for the user's purpose of any production methods mentioned herein and to adopt such precautions as may be advisable for the protection of property and of persons against any hazards that may be involved in the handling and use thereof. In light of the foregoing, **Henkel Corporation specifically disclaims all warranties expressed or implied, including warranties of merchantability or fitness for a particular purpose, arising from sale or use of Henkel Corporation's products. Henkel Corporation specifically disclaims any liability for consequential or incidental damages of any kind, including lost profits.** The discussion herein of various processes or compositions is not to be interpreted as representation that they are free from domination of patents owned by others or as a license under any Henkel Corporation patents that may cover such processes or compositions. We recommend that each prospective user test his proposed application before repetitive use, using this data as a guide. This product may be covered by one or more United States or foreign patents or patent applications.

Trademark usage

Except as otherwise noted, all trademarks in this document are trademarks of Henkel Corporation in the U.S. and elsewhere. ® denotes a trademark registered in the U.S. Patent and Trademark Office.

Reference 1