

**RAILOK 90™**  
**VERTICAL FALL ARREST RAIL SYSTEM**



**Safety :**

*Safety while ascending and descending ladders remains a key issue in many different market sectors. In addition to providing safety, solutions that address these needs cannot restrict operators from completing their work.*

**Confidence :**

Rather than utilizing a webbed shock absorber that will deteriorate over time, the shuttle device employs a revolutionary metallic absorber to significantly reduce the forces on the user to less than loads allowed by governing bodies. A key benefit of this technology is the absence of a limited life span common to other metallic parts. Providing the unit passes inspections, Railok 90™ devices can be used indefinitely. Additionally, the unique energy absorption properties of the metallic shock absorber restrict normal fall distances, thereby minimizing the risks involved. These features provide confidence to the user and security for the client.

**Ease of use :**

The ability of the shuttle device to run the length of the rail unhindered is essential. Any snagging of the shuttle will make it difficult to move freely on the system and could pose safety issues. Addressing this concern, and a key advantage of the Railok 90™ system is the smooth operation during ascent and descent provided by the design of the shuttle. While allowing freedom of movement up and down, the shuttle locks instantly on the rail in the event of a fall, minimizing fall distances and forces on the user.

**Integrated Solution :**

In applications requiring the use of a ladder where none is present, an integrated solution is available. Utilizing rail machined to accept ladder rungs, the system provides the dual benefit of fall protection while meeting the need to ascend and descend the system. Other solutions require the use of two separate systems – one providing the ability to ascend and the second providing fall protection.

**Options :**

Vertical Fall Arrest systems should not restrict foot space on the ladder rungs nor offer resistance to the user as they climb or descend. Made from high-strength aluminium, the Railok 90™ vertical rail system is available with a wide range of brackets providing installation options in many different configurations - even with narrow gauge ladders where foot space is restricted. These options make the system suitable for many different applications across all market sectors.



## Ladder Rung Clamp

Aluminum alloy clamp, stainless steel lock nut, galvanized steel structural members, galvanized steel and/or zinc plated steel fastening hardware


6000120



## Top Gate

Aluminum alloy clamp, stainless steel spring, stainless steel lock nut and galvanized steel fastening hardware


6000352



## Rail Joint

Aluminum alloy, stainless steel lock nut and roll pins, galvanized steel and/or zinc plated steel fastening hardware

6000100



## Standard Rail

Anodized extruded aluminum


6000031 – 3.28' (1 meter)  
6000033 – 6.56' (2 meter)  
6000035 – 9.84' (3 meter)



## Bottom Gate

Aluminum alloy clamp, stainless steel spring, stainless steel lock nut and galvanized steel fastening hardware

6000375



## Shuttle

Aluminum alloy body, stainless steel rollers and fasteners, bronze bushings, stainless steel spring, hardened stainless steel lock arm, and annealed stainless steel energy absorber.

6000377



## Sectors

Requirements for ladder climbing are prevalent in many different sectors and industries. The Railok 90™ vertical rail system can be used in multiple sectors in many different locations. Virtually any application requiring the ability to egress a vertical system safely and with 100% fall protection is addressed by Railok 90™.



Construction



Wind Energy



Oil & Gas



Telecommunications

## Other Components Available

NOTE: Dimensions shown are components, not mounting dimensions.

### Pipe Clamp



6000121

### Off-Set Clamp



6000190: 2.36" (60mm)

### Step Bolt



6000298: 9.40" (239mm)

### Rest Platform



6000299

### Stile & Bar Stock Clamp



6000140: 3.3" (84mm)

### Structural Iron Clamp



6000136: 3.3" (85mm)  
6000130: 4.5" (115mm)  
6000131: 5.7" (145mm)

### Angle Iron Clamp



6000132: 5.8" (149mm)  
6000133: 7.6" (194mm)  
6000134: 9.6" (244mm)  
6000135: 11.5" (294mm)

### Pipe Clamp



6000122: 2.4" (60.5mm)  
6000123: 3" (76.3mm)

### Angle Iron Clamp



6000160: 2.75" (70mm)  
6000161: 3.14" (80mm)  
6000162: 3.54" (90mm)  
6000163: 3.93" (100mm)  
6000164: 4.72" (120mm)  
6000180: 2.36" (60mm)

### Anti-Climb Door



6000357

### Column Clamp



6000170: 6.7 - 9.4" (170 - 240mm)  
6000171: 9.4 - 14.1" (240 - 360mm)  
6000172: 14.1 - 19.6" (360 - 500mm)  
6000173: 16.6 - 22.0" (500 - 650mm)  
6000174: 25.5 - 31.4" (650 - 800mm)

### Hinged Column Bracket



6000150: 5.64" - 5.50" (114.3 - 139.8mm)  
6000151: 6.50" - 7.50" (168.2 - 190.7mm)  
6000152: 8.51" - 10.52" (216.3 - 267.4mm)  
6000153: 12.53" - 14.0" (318.5 - 355.6mm)



### Ladder Rail

6000301: 1.96' (600mm)  
6000302: 2.95' (900mm)  
6000303: 3.93' (1200mm)  
6000304: 4.92' (1500mm)  
6000305: 5.90' (1800mm)  
6000306: 6.88' (2100mm)  
6000307: 7.87' (2400mm)

## Specifications:

**Capacity:** Up to four users. Minimum and maximum weight based on user's weight + tools + clothing + miscellaneous items in the range of 130 lb (45 Kg) to 310 lb (141 Kg). Spacing of single user per 10ft (3m) of rail. **Shuttle:** Aluminum alloy body, stainless steel rollers and fasteners, bronze bushings, stainless steel spring, hardened stainless steel lock arm, and annealed stainless steel energy absorber. **Rail:** Aluminum alloy with anodized coating. **Rail Joint:** Aluminum alloy joints, stainless steel roll pins, stainless steel lock nut, and galvanized steel fastening hardware. **Rail Clamps:** Aluminum alloy clamps, galvanized steel structural members, stainless steel lock nut, and galvanized steel and/or zinc plated steel fastening hardware. **End Gates:** Aluminum alloy clamps, stainless steel spring, stainless steel lock nut, and galvanized steel fastening hardware. **Step Bolt:** Galvanized steel bolts and fastening hardware. **Anti-Climb Door:** Aluminum door, zinc plated and galvanized steel fasteners, and galvanized steel structural members. **Rest Platform:** Galvanized steel structure, galvanized steel and stainless steel fastening hardware, and stainless steel hinge. **Environmental:** Operational working range: -58°F to +158°F (-50°C to +70°C) No ice allowed on shuttle or rails. The Railok 90™ Vertical Fall Arrest Rail System complies with CE EN353-1, CSA Z259.2.1 and ANSI A14.3

## Capital Safety

USA: 800.328.6146 • Canada: 800.387.7484 • Latin America: +1 651.385.4301 • Asia: +65 6558 7758 • Australia: 1800 245 002 New Zealand: 0800 212 505 • Europe, Middle East, Africa: +33 (0)4 97 10 00 10 • Northern Europe: +44 (0) 1928 571324  
Germany: +49 2634 8052 [www.capitalsafety.com](http://www.capitalsafety.com) • [info@capitalsafety.com](mailto:info@capitalsafety.com)

2012 Capital Safety ©  
9700449 Form B